

## Forestry Diagram

1. Using Figure 8.36, beginning with "cutting the timber" list the steps taken to get the logs to the mill.

- 
- 
- 
- 
- 
- 

2. Using Figure 8.43, list the eight requirements for a pulp and paper mill.

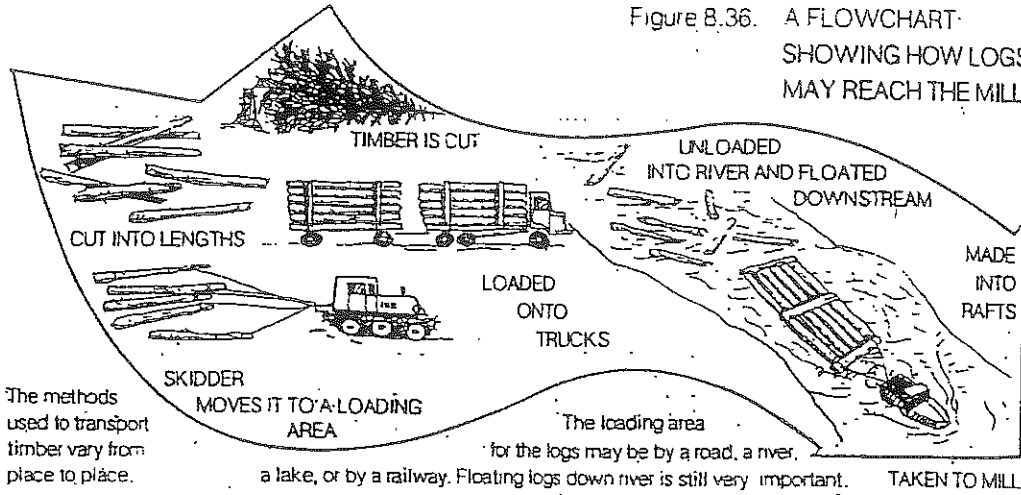
- ⇒
- ⇒
- ⇒
- ⇒
- ⇒
- ⇒
- ⇒
- ⇒

3. Using Figure 8.48, list and explain the six problems associated with the forest industry.



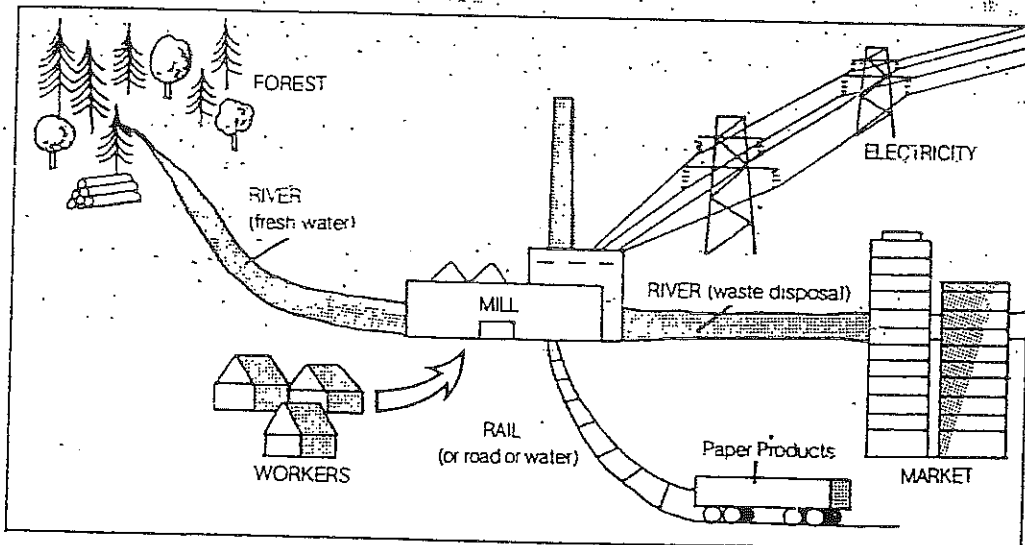
# FORESTRY

Figure 8.36. A FLOWCHART SHOWING HOW LOGS MAY REACH THE MILL



262

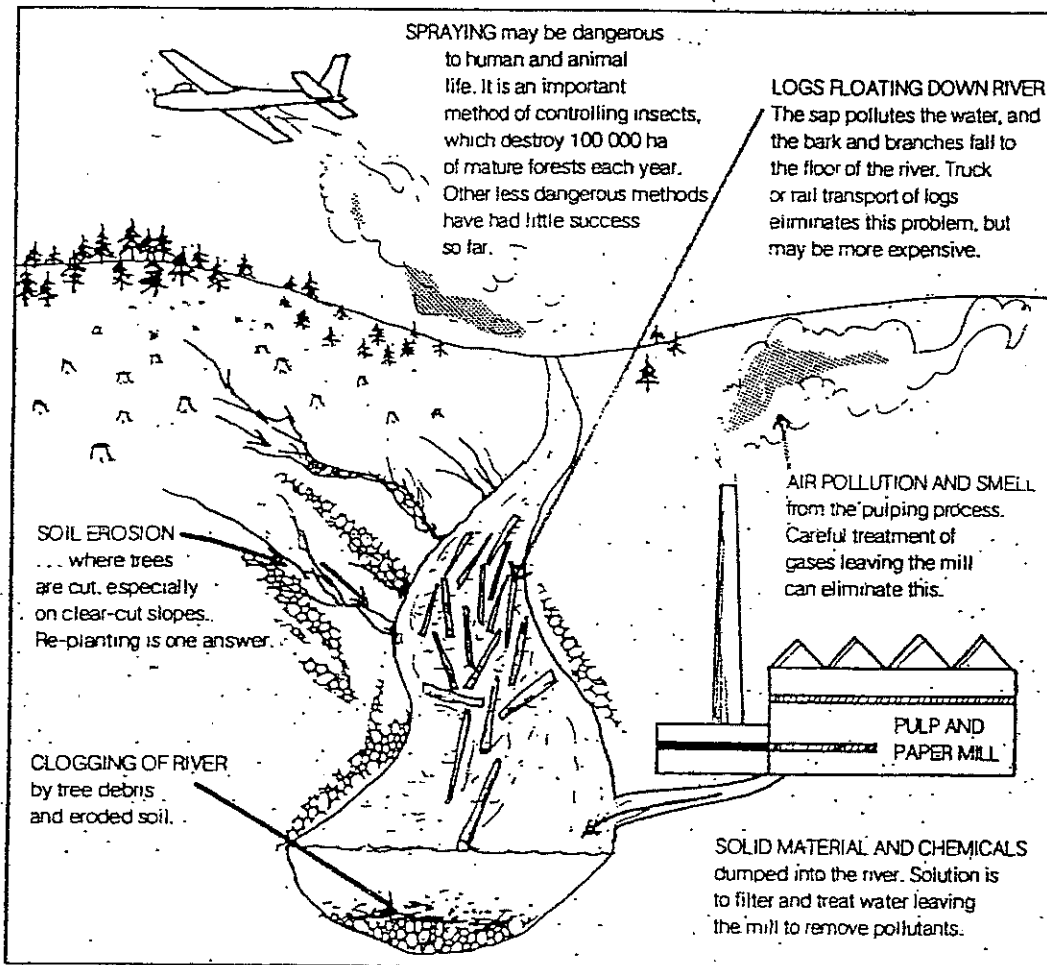
Figure 8.43. THE REQUIREMENTS FOR A PULP AND PAPER MILL



## Environmental Problems Associated with The Forestry Industry

As was the case with the mining industry, forest companies add a significant amount of pollution to our environment.

Figure 8.48. PROBLEMS ASSOCIATED WITH THE FORESTRY INDUSTRY



There are some solutions to reduce or eliminate these problems; as you can see in figure 8.48. Research is constantly being carried out to reduce environmental hazards, but the solutions are expensive and take time to develop and install. For example, in 1977 the pulp and paper industry spent \$137 000 000 to reduce water and air pollution. Between 1959 and 1977 \$708 000 000 was spent and the resulting improvements have reduced solid pollutants by 75% and other pollutants by 45%.

One very significant event in the reduction of pollution has been achieved in a pulp and paper mill at Thunder Bay, Ontario. The mill started operation in 1976, and is gradually coming closer to being a "closed circuit" system. When it becomes a closed circuit system there will be virtually no pollution allowed into the environment. Chemicals and water are re-used, and solid wastes such as bark are burned to generate electricity. This mill has not yet become a perfect closed-circuit system, but pollution levels from it are very low. Experts from all over the world study its operation to see if they can use the same ideas in their own countries.