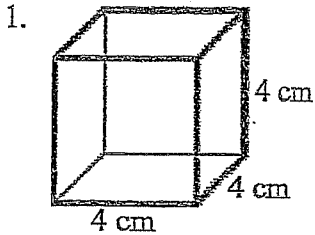


Hand In – Surface Area

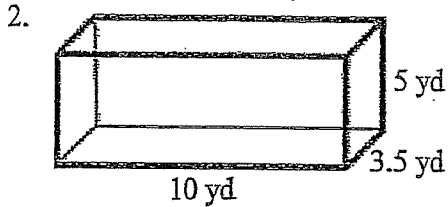
Name: _____

Total: _____/16

Calculate the surface area for the following shapes. You MUST write out a formula for each and round to two decimal places:

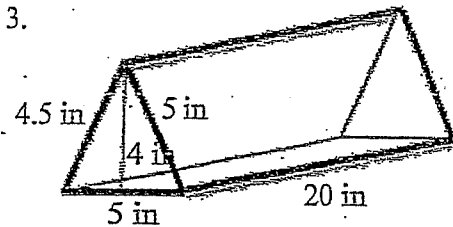


/1

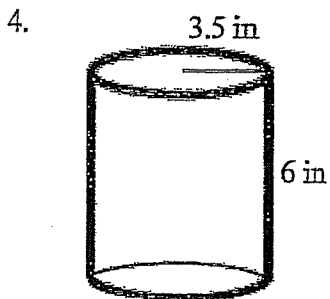


/3

Convert your final answer to m^2 .



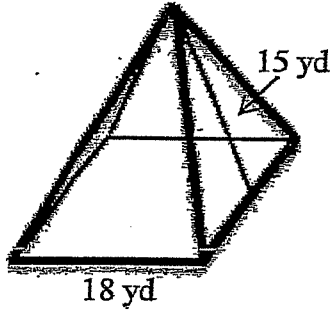
/2



/3

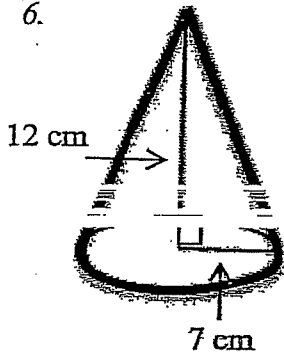
Convert your final answer to cm^2 .

5.



2

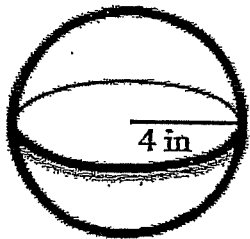
6.



3

Hint: You need to find the side length first.

7.



Convert your final answer to cm^2 .